



Sector Top

Publishers

This sample is an extract from a 500 pages full report.

Content

Intro	3
Overview company analysis	4
Alphabetical list of the sector's 50 major players	5
Geographical distribution of the sector's Top 50	6
Geographical distribution of the entire sector	7
Rankings	8
Key figures	8
Turnover – Trends Top	9
Turnover – Balance sheet	11
Total assets	13
Added value	15
Profit (+), loss (-) for the financial year	17
Operating profit (+), loss (-)	19
Net current assets	21
Cash flow	23
Work force	25
Profitability	27
Return on equity	28
Gross operating margin	30
Net operating margin	32
Rotation of the fixed assets	34
Rotation of the floating assets	36
Solvency	38
Own assets / Total liabilities	39
Cash flow to total debt ratio	41
Debt repayment term	43
Long term debts / Short term debts	45
Outstanding tax and social security debt / total liabilities	47
Self-financing degree	49
Liquidity	51
Current ratio	52
Quick ratio	54
Net cash ratio	56
Number of days of customer credit (DSO)	58
Number of days of supplier credit (DPO)	60
Added value	62
Investment ratio	63
Added value per employee	65
Added value / operating income	67
Payroll costs as a percentage of added value	69
Fiscal charges and taxes/added value	71
Added result / added value	73
Individual company overview	75

Sector Top

Know yourself. That famous saying is also applied in economics. Every business does indeed have to nurture a culture of continuous self-examination. It needs to know how things stand and where it is going. But in an environment that is becoming more competitive by the day, self-analysis, however sophisticated it may be, is no longer enough. A business also needs to know where its competitors are and where they are heading. That is the reason why we create Sector Tops.

They are all interested in the first 50 businesses of a sector and are constructed on the same outline. To begin with, a double set of family photos present those 50 businesses arranged in descending order according to various balance-sheet headings, firstly in the form of graphs for the most recent financial period and secondly in the form of tables containing data for the last 5 financial periods and indicating upturns or downturns in red or in green. There are twenty such ratios and indicators.

The second part of this report provides an individual insight into those same data by company in a graphical form so as to be able to discern the trends at a mere glance, irrespective of the selected criterion. Each graph also reveals the sector median, which makes it continuously possible to position the business in relation to the sector benchmark. You will also find the company's rating or general health indicator together with those for the sector.

Each individual file is complemented by an identity file containing, in addition to basic information (address, phone number, e-mail, website, etc.), the names, positions and e-mail addresses of the main executives together with an overview of parent and affiliated companies.

Overview company analysis

Alphabetical list of the sector's 50 major players

Our Sector Top opens with an alphabetical list of the 50 major players in the sector based on our calculations, along with their company name, the headquarters postal code, their ranking in the sector and in the general ranking.

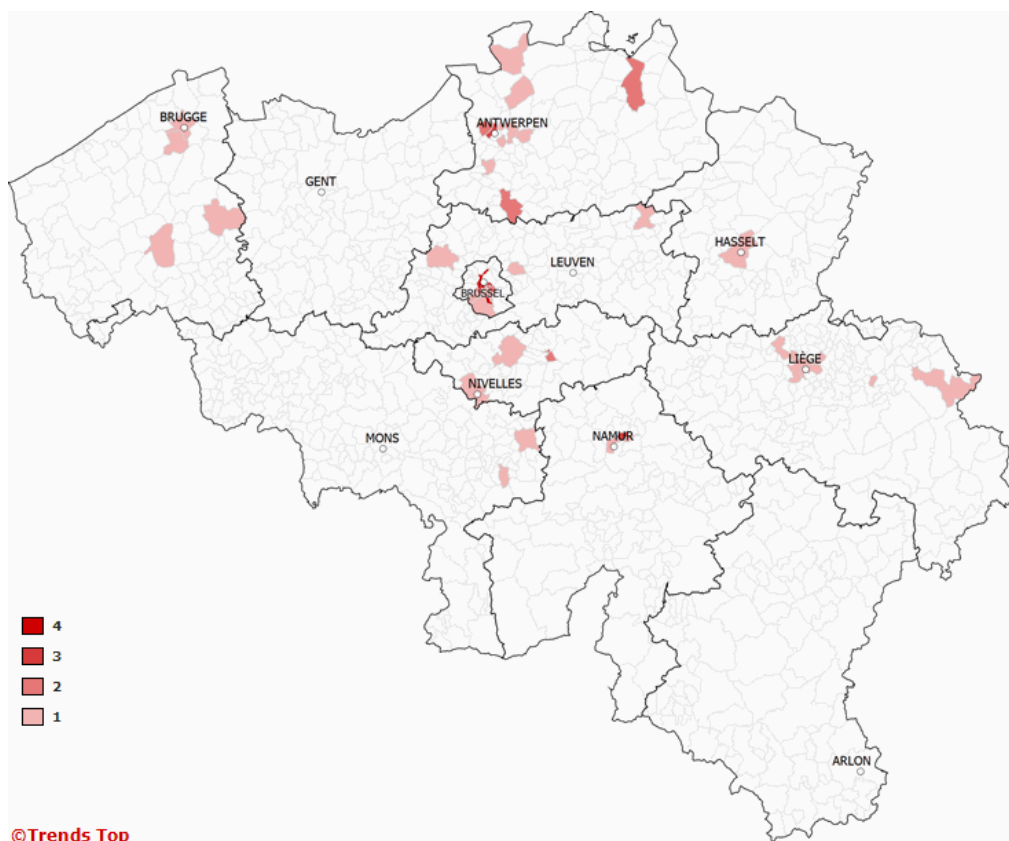
Company	City	Ranking sector	Ranking Top
Ballon Media	2060 ANTWERPEN	27	6,540
Belgomedia	4820 DISON	31	8,276
Brepols	2300 TURNHOUT	24	5,129
Brepols Publishers	2300 TURNHOUT	40	9,495
Buromac	8200 ST.MICHIELS	43	9,888
Cairn	4020 LIEGE	45	10,126
Casterman Editions	1000 BRUSSEL	20	3,554
Concentra Media Groep	3500 HASSELT	30	8,078
Dargaud-Lombard	1060 BRUSSEL	16	2,949
De Boeck Superieur	1348 LOUVAIN-LA-NEUVE	46	10,222
De Persgroep Publishing	1730 KOBBELEM	2	475
Dilibel	4432 ALLEUR	11	2,417
Dupuis Logistic Services	6220 FLEURUS	18	3,496
Dupuis Uitgeverij	6001 MARCINELLE	17	3,114
Edition Ventures Woman	1380 LASNE	48	10,997
Editions Averbode/Erasmé	5004 BOUGE	36	9,248
Editions Cine-Revue	1180 UKKEL	28	6,738
Editions de l'Avenir	5004 BOUGE	12	2,448
Editor Belgium	1400 NIVELLES	49	11,055
ELS BELGIUM	1000 BRUSSEL	15	2,902
Gezinsbond	1050 ELSENE	* 25	* 6,103
Grenz-Echo	4700 EUPEN	34	8,821
Hallmark Cards Belgium	2930 BRASSCHAAT	29	7,328
Headline Publishing Ag.	2000 ANTWERPEN	47	10,983
Hemma Editions	4000 LIEGE	39	9,480
Interforum Benelux	1348 LOUVAIN-LA-NEUVE	22	4,304
IPM Group	1040 BRUSSEL	7	1,849
Keesing Belgium	2100 DEURNE	32	8,389
La Libre Match	1040 ETTERBEEK	42	9,767
Lannoo Uitgeverij	8700 TIELT	14	2,575
l'Avenir Advertising	5004 BOUGE	35	9,025
Mass Transit Media	2050 ANTWERPEN	33	8,648
Mediafin	1000 BRUSSEL	9	1,890
Mediahuis	2050 ANTWERPEN	1	386
Pelckmans Uitgevers	2920 KALMTHOUT	21	4,256
Plantyn	2600 BERCEM	19	3,545
Produpress	1190 VORST	41	9,497
Rosset & Cie	1000 BRUSSEL	5	1,280
Roularta Media Group	8800 ROESELARE	3	511
Sanoma Media Belgium	2800 MECHELEN	6	1,624
Standaard Uitgeverij	2000 ANTWERPEN	23	4,876
Sud Presse	5000 NAMUR	13	2,489
Test-Aankoop	1060 BRUSSEL	8	1,862
Uitgeverij Averbode	3271 AVERBODE	38	9,452
Uitgeverij Van In	2160 WOMMELGEM	10	2,231
Universal Music Publ.	1930 ZAVENTEM	37	9,345
Voka-Kvk West-Vlaanderen	8000 BRUGGE	* 44	* 9,980
Wolters Kluwer Belgium	2800 MECHELEN	4	1,111
ZNU	2630 AARTSELAAR	26	6,354
Zwijsen Uitgeverij België	2000 ANTWERPEN	50	11,711

(*) This is not always the turnover as published on balance sheet – More information at trendstop.be/ranking

Geographical distribution of the sector's Top 50

The map below shows the whereabouts of the sector's 50 major players.

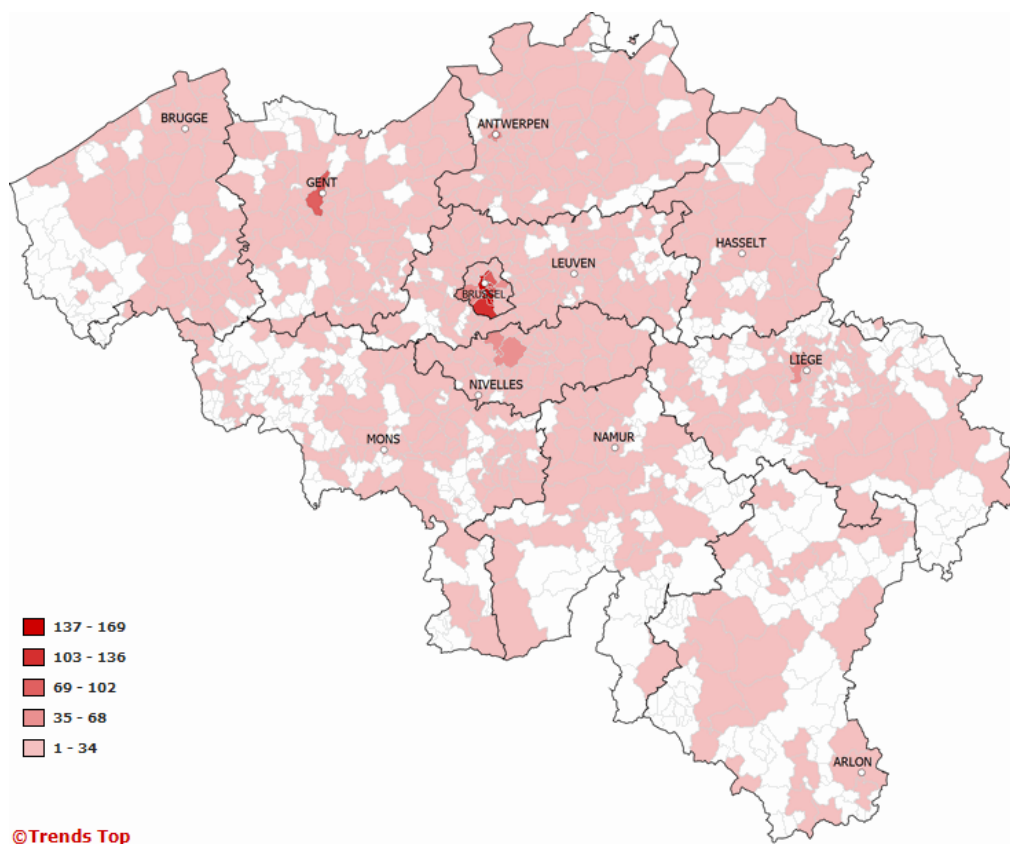
	Province	Companies	%	Turnover – Trends Top	%	Staff	%	Added value	%
1	Antwerpen	16	32 %	736,907,517	35 %	2,528	34 %	304,134,528	38 %
2	Brussel	11	22 %	436,532,004	21 %	1,431	19 %	163,645,177	21 %
3	Luik	5	10 %	83,822,886	4 %	191	3 %	18,721,671	2 %
4	West-Vlaanderen	4	8 %	309,281,431	15 %	1,490	20 %	114,146,600	14 %
5	Namen	4	8 %	111,302,693	5 %	544	7 %	34,207,254	4 %
6	Waals-Brabant	4	8 %	43,932,622	2 %	144	2 %	8,914,568	1 %
7	Vlaams-Brabant	3	6 %	286,239,591	14 %	986	13 %	132,485,317	17 %
8	Henegouwen	2	4 %	67,408,877	3 %	119	2 %	11,410,560	1 %
9	Limburg	1	2 %	11,096,428	1 %	0	0 %	2,374,032	0 %
		50		2,086,524,049		7,434		790,039,707	



Geographical distribution of the entire sector

The map below shows the geographical distribution of the entire sector.

	Province	Companies	%	Turnover – Trends Top	%	Staff	%	Added value	%
1	Brussel	982	28 %	488,423,600	22 %	1,775	20 %	195,817,618	21 %
2	Antwerpen	483	14 %	773,084,696	34 %	2,845	32 %	334,805,569	36 %
3	Oost-Vlaanderen	384	11 %	17,443,150	1 %	142	2 %	14,682,488	2 %
4	Vlaams-Brabant	344	10 %	304,780,541	13 %	1,137	13 %	147,034,038	16 %
5	Waals-Brabant	338	10 %	62,298,436	3 %	267	3 %	18,956,188	2 %
6	West-Vlaanderen	246	7 %	325,392,698	14 %	1,684	19 %	129,622,204	14 %
7	Henegouwen	237	7 %	74,631,464	3 %	178	2 %	16,488,916	2 %
8	Luik	215	6 %	89,193,001	4 %	226	3 %	21,438,323	2 %
9	Namen	133	4 %	113,844,486	5 %	567	6 %	35,949,204	4 %
10	Limburg	132	4 %	16,625,234	1 %	64	1 %	7,886,558	1 %
11	Luxemburg	45	1 %	1,282,941	0 %	8	0 %	403,159	0 %
		3539		2,267,000,247		8,893		923,084,265	



Rankings

Key figures

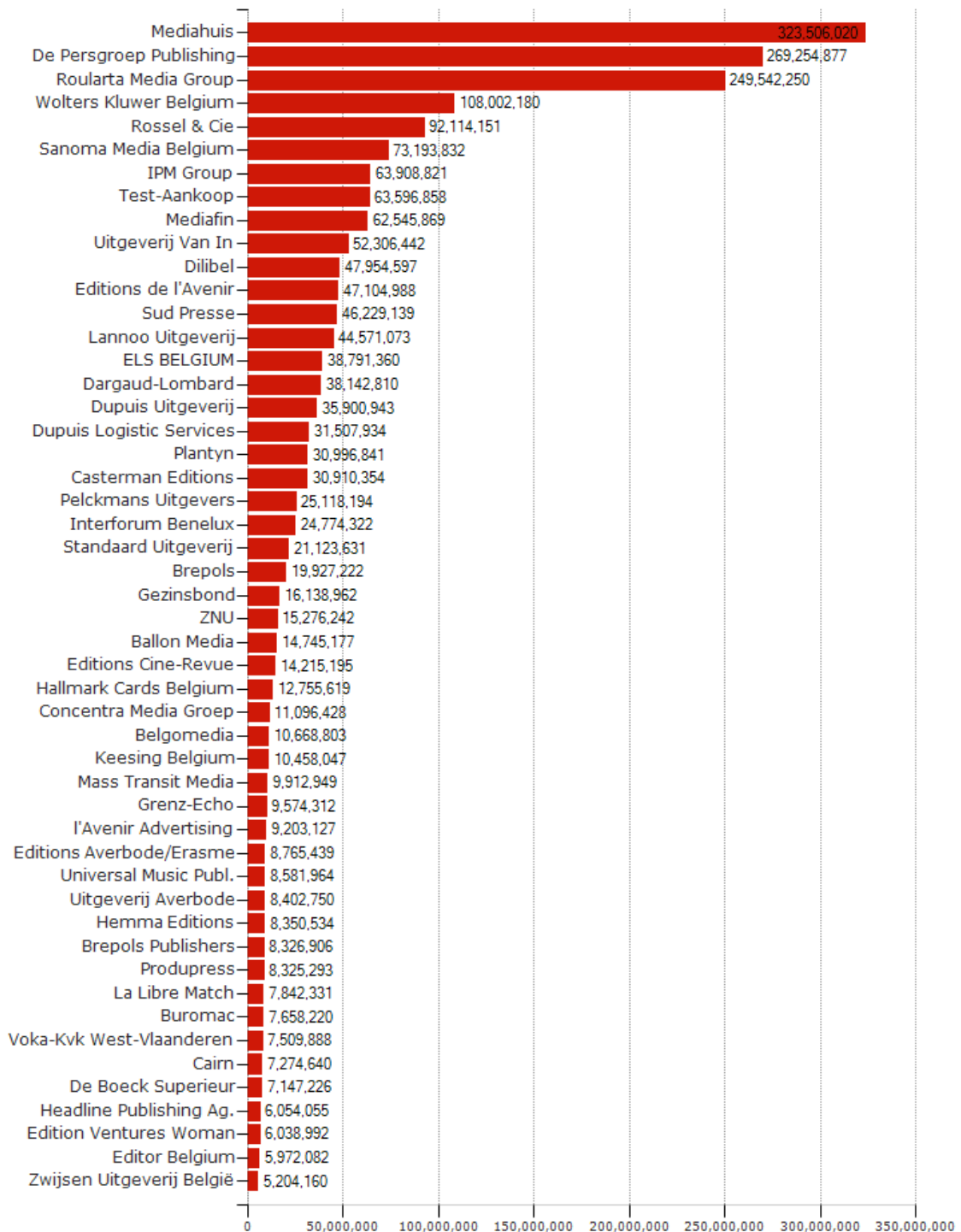
As a warm-up, our collection of rankings opens with a number of classic key figures: turnover, added value, profit and number of employees. But also total assets, net working capital and cashflow will be discussed elaborately in the first section of this report.

Each business is then analysed from four angles: profitability, solvency, liquidity and added value. Four portraits which are superimposed so as to give as comprehensive a picture as possible.

Each facet is enlightened by an average of five ratios. In fact, a ratio taken in isolation is totally meaningless and a pertinent diagnosis can only be made on the basis of a range of ratios.

All the ratios and key figures selected for this dossier are "classic" and they may be compared among businesses but also within a same business for several consecutive financial periods so that a trend emerges.

Turnover – Trends Top 2017

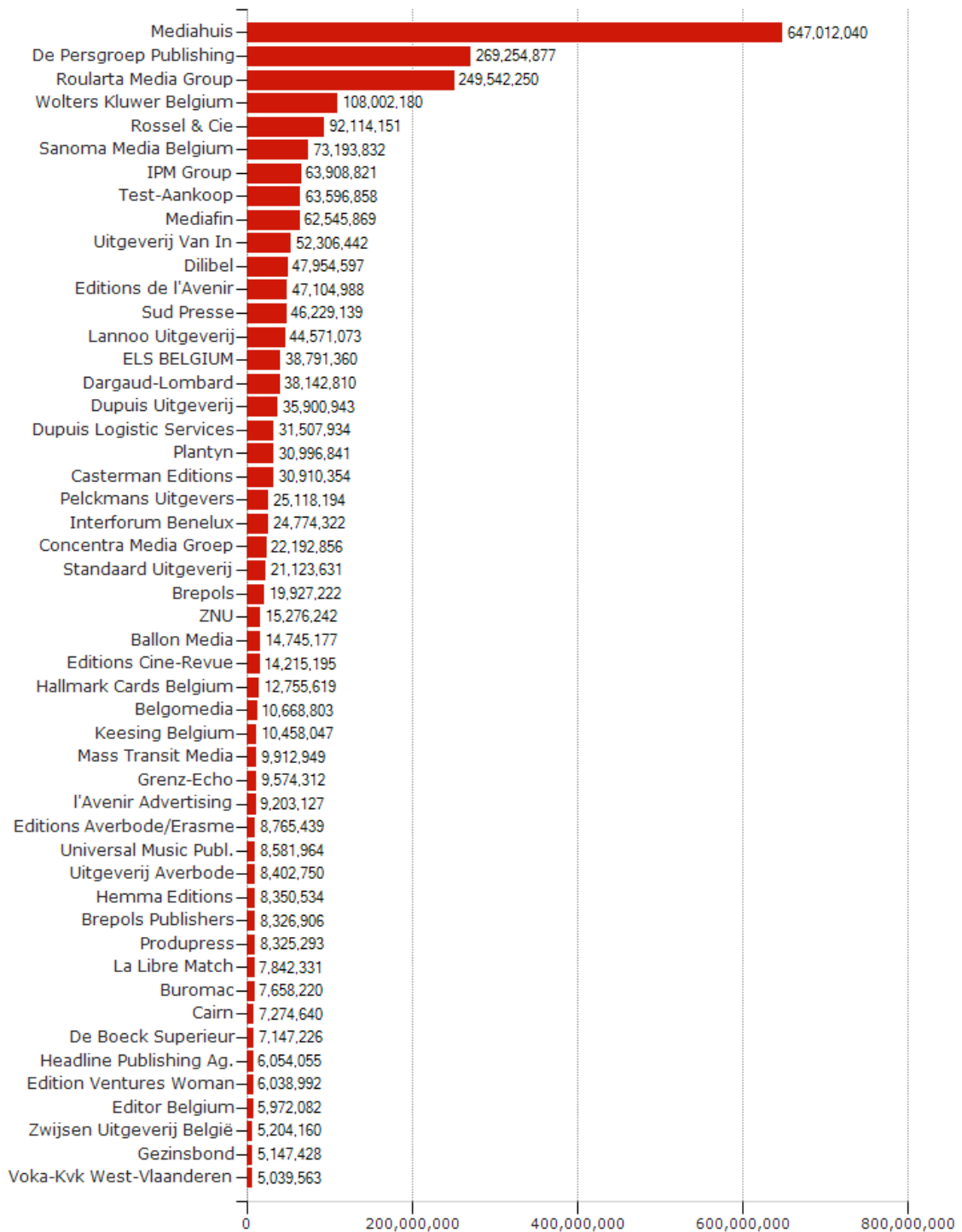


Companies are divided in ranges according to their 'Turnover – Trends Top'. This is not always the turnover as indicated in the annual accounts. More information on this way of classification can be found at trendstop.be/ranking.

Turnover – Trends Top

	Company	2018	2017 ▼	2016	2015	2014
1	Mediahuis	-	323,506,020	-	325,817,868 ▲	315,406,227
2	De Persgroep Publishing	-	269,254,877 ▼	283,354,890 ▲	243,043,359 ▲	236,699,152
3	Roularta Media Group	-	249,542,250 ▼	270,573,867 ▼	279,201,780 ▲	229,109,083
4	Wolters Kluwer Belgium	-	108,002,180 ▼	108,182,829 ▼	110,594,200 ▼	111,023,559
5	Rosael & Cie	-	92,114,151 ▼	100,733,255 ▼	104,182,522 ▼	106,965,825
6	Sanoma Media Belgium	-	73,193,832 ▼	78,901,621 ▼	109,735,757 ▼	151,880,746
7	IPM Group	-	63,908,821 ▼	64,061,641 ▼	65,404,016 ▲	60,350,625
8	Test-Aankoop	-	63,596,858 ▼	64,890,937 ▲	64,702,143 ▲	61,234,571
9	Mediafin	-	62,545,869 ▲	61,942,981 ▲	59,219,708 ▲	55,587,272
10	Uitgeverij Van In	-	52,306,442 ▲	34,967,941 ▲	34,428,837 ▲	33,712,563
11	Dilibel	-	47,954,597 ▲	44,854,184 ▼	46,514,685 ▲	45,657,567
12	Editions de l'Avenir	-	47,104,988 ▼	49,063,982 ▲	48,958,932 ▲	45,842,569
13	Sud Presse	-	46,229,139 ▼	50,032,520 ▼	51,524,059 ▼	52,875,382
14	Lannoo Uitgeverij	-	44,571,073 ▼	45,146,530 ▲	42,473,196 ▼	42,811,704
15	ELS BELGIUM	-	38,791,360 ▲	22,124,675 ▼	22,898,217 ▲	17,242,145
16	Dargaud-Lombard	-	38,142,810 ▼	38,639,021 ▲	37,171,323 ▼	38,172,066
17	Dupuis Uitgeverij	-	35,900,943 ▲	32,951,263 ▼	37,863,670 ▲	35,247,085
18	Dupuis Logistic Services	-	31,507,934 ▲	31,355,413 ▲	30,126,471 ▲	28,733,307
19	Plantyn	-	30,996,841 ▲	29,232,613 ▲	26,819,174 ▲	23,444,532
20	Casterman Editions	-	30,910,354 ▲	26,452,345 ▼	28,986,790 ▼	30,707,037
21	Pelckmans Uitgevers	-	25,118,194 ▼	25,313,074 ▲	22,979,494 ▼	23,151,327
22	Interforum Benelux	-	24,774,322 ▼	26,127,316 ▲	24,350,302 ▼	26,068,203
23	Standaard Uitgeverij	-	21,123,631 ▼	21,227,767 ▼	24,224,348 ▼	28,559,126
24	Brepols	-	19,927,222 ▼	20,378,634 ▲	19,621,501 ▼	19,669,667
25	Gezinsbond	-	16,138,962 ▼	16,540,300 ▲	15,552,252 ▲	14,972,311
26	ZNU	-	15,276,242 ▼	16,490,507 ▼	18,452,552 ▲	18,059,647
27	Ballon Media	-	14,745,177 ▼	14,773,275 ▲	14,428,255 ▼	14,447,947
28	Editions Cine-Revue	-	14,215,195 ▼	15,484,213 ▼	17,385,298 ▼	18,565,610
29	Hallmark Cards Belgium	-	12,755,619 ▲	12,556,886 ▲	12,281,083 ▼	12,593,640
30	Concentra Media Groep	-	11,096,428	-	1,036,506 ▼	2,254,477
31	Belgomedial	-	10,668,803 ▼	10,806,226 ▼	11,133,490 ▲	10,718,415
32	Keesing Belgium	-	10,458,047 ▲	9,957,777 ▲	9,771,721 ▲	8,869,664
33	Mass Transit Media	-	9,912,949 ▼	11,329,603 ▲	11,020,341 ▼	13,144,031
34	Grenz-Echo	-	9,574,312 ▼	9,977,088 ▼	11,770,459 ▼	12,935,087
35	l'Avenir Advertising	-	9,203,127 ▼	10,430,678 ▲	10,274,784 ▼	11,905,538
36	Editions Averbode/Erasmus	-	8,765,439 ▲	8,518,703 ▲	3,389,889 ▲	3,116,619
37	Universal Music Publ.	-	8,581,964 ▼	8,645,671 ▲	8,588,968 ▲	7,415,179
38	Uitgeverij Averbode	-	8,402,750 ▼	9,405,735 ▼	9,801,229 ▼	10,270,952
39	Hemma Editions	-	8,350,534 ▼	9,107,109 ▼	11,282,305 ▲	9,211,694
40	Brepols Publishers	-	8,326,906 ▲	8,049,993 ▲	7,625,017 ▲	7,459,246
41	Produpress	-	8,325,293 ▼	9,590,758 ▼	10,279,169 ▲	10,225,117
42	La Libre Match	-	7,842,331 ▼	7,926,571 ▼	7,984,027 ▼	8,073,659
43	Buromac	-	7,658,220 ▲	7,324,836 ▲	7,271,986 ▲	7,012,204
44	Voka-Kvk West-Vlaanderen	-	7,509,888 ▼	8,069,781 ▼	8,090,034 ▼	8,295,243
45	Cairn	-	7,274,640 ▲	7,171,949 ▲	7,080,271 ▲	2,159,043
46	De Boeck Superieur	-	7,147,226 ▼	7,251,462 ▲	6,154,384	-
47	Headline Publishing Ag.	-	6,054,055 ▼	6,533,410 ▲	5,298,591 ▲	2,657,507
48	Edition Ventures Woman	-	6,038,992 ▲	5,811,315 ▼	6,221,921 ▲	5,827,084
49	Editor Belgium	-	5,972,082 ▲	5,944,556 ▲	5,878,163 ▲	5,219,476
50	Zwijsen Uitgeverij België	-	5,204,160 ▼	5,406,311 ▲	4,819,065 ▼	4,861,354
	Sector median	69,319 ▲	51,127 ▼	53,777 ▼	56,606 ▼	61,461
	Belgian median	91,666 ▲	76,825 ▼	78,443 ▼	78,905 ▼	80,351

Turnover – Balance sheet 2017

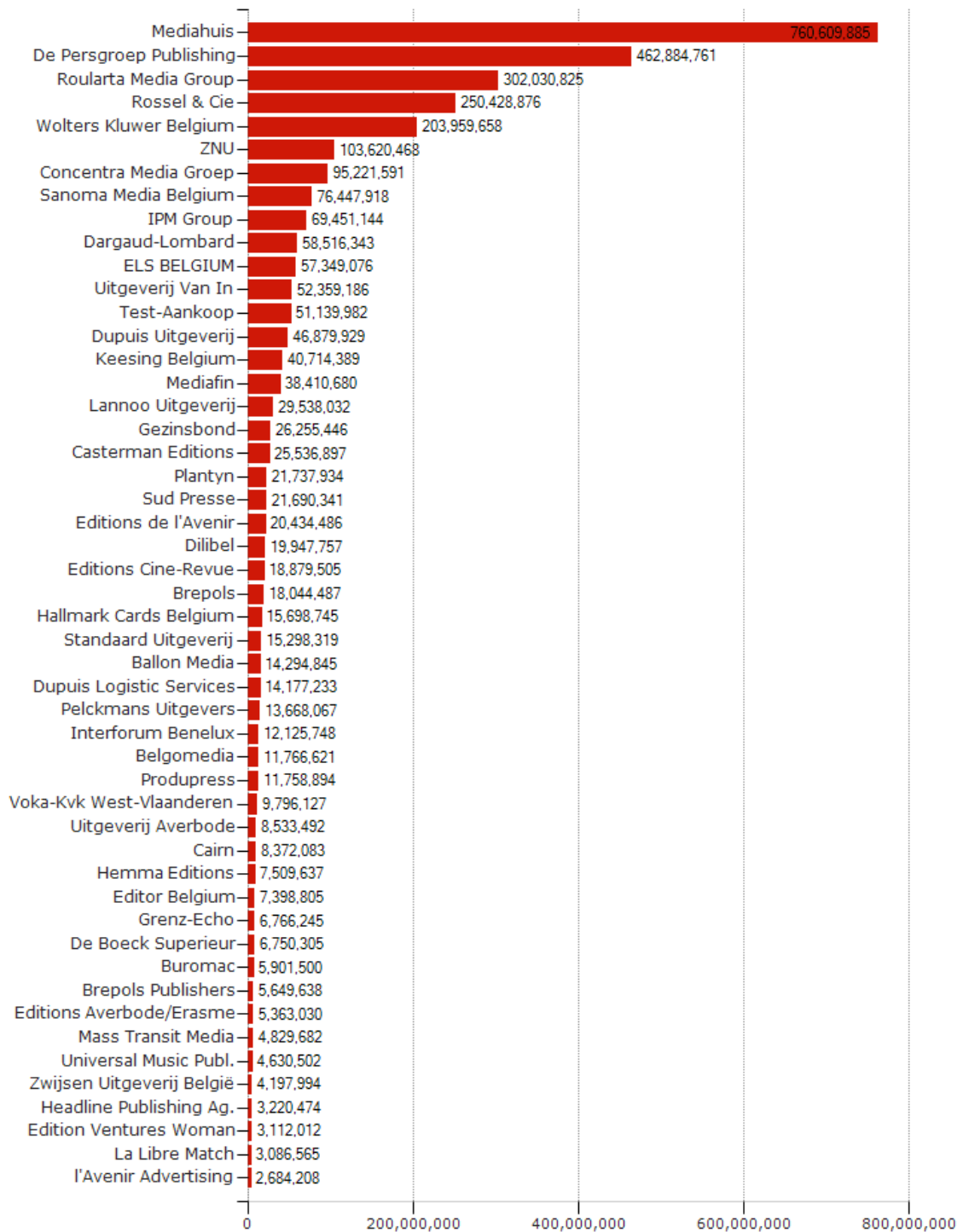


Item 70 of the profit-and-loss account. The turnover is the result of the sale of goods and/or services which are the normal activity of the company to third parties. The amount mentioned is always ex VAT and free of all taxes directly linked to the sales. Amounts in euro.

Turnover – Balance sheet

	Company	2018	2017 ▼	2016	2015	2014
1	Mediahuis	-	647,012,040	-	325,817,868 ▲	315,406,227
2	De Persgroep Publishing	-	269,254,877 ▼	283,354,890 ▲	243,043,359 ▲	236,699,152
3	Roularta Media Group	-	249,542,250 ▼	270,573,867 ▼	279,201,780 ▲	229,109,083
4	Wolters Kluwer Belgium	-	108,002,180 ▼	108,182,829 ▼	110,594,200 ▼	111,023,559
5	Rosset & Cie	-	92,114,151 ▼	100,733,255 ▼	104,182,522 ▼	106,965,825
6	Sanoma Media Belgium	-	73,193,832 ▼	78,901,621 ▼	109,735,757 ▼	151,880,746
7	IPM Group	-	63,908,821 ▼	64,061,641 ▼	65,404,016 ▲	60,350,625
8	Test-Aankoop	-	63,596,858 ▼	64,890,937 ▲	64,702,143 ▲	61,234,571
9	Mediafin	-	62,545,869 ▲	61,942,981 ▲	59,219,708 ▲	55,587,272
10	Uitgeverij Van In	-	52,306,442 ▲	34,967,941 ▲	34,428,837 ▲	33,712,563
11	Dilibel	-	47,954,597 ▲	44,854,184 ▼	46,514,685 ▲	45,657,567
12	Editions de l'Avenir	-	47,104,988 ▼	49,063,982 ▲	48,958,932 ▲	45,842,569
13	Sud Presse	-	46,229,139 ▼	50,032,520 ▼	51,524,059 ▼	52,875,382
14	Lannoo Uitgeverij	-	44,571,073 ▼	45,146,530 ▲	42,473,196 ▼	42,811,704
15	ELS BELGIUM	-	38,791,360 ▲	22,124,675 ▼	22,898,217 ▲	17,242,145
16	Dargaud-Lombard	-	38,142,810 ▼	38,639,021 ▲	37,171,323 ▼	38,172,066
17	Dupuis Uitgeverij	-	35,900,943 ▲	32,951,263 ▼	37,863,670 ▲	35,247,085
18	Dupuis Logistic Services	-	31,507,934 ▲	31,355,413 ▲	30,126,471 ▲	28,733,307
19	Plantyn	-	30,996,841 ▲	29,232,613 ▲	26,819,174 ▲	23,444,532
20	Casterman Editions	-	30,910,354 ▲	26,452,345 ▼	28,986,790 ▼	30,707,037
21	Pelckmans Uitgevers	-	25,118,194 ▼	25,313,074 ▲	22,979,494 ▼	23,151,327
22	Interforum Benelux	-	24,774,322 ▼	26,127,316 ▲	24,350,302 ▼	26,068,203
23	Concentra Media Groep	-	22,192,856	-	1,036,506 ▼	2,254,477
24	Standaard Uitgeverij	-	21,123,631 ▼	21,227,767 ▼	24,224,348 ▼	28,559,126
25	Brepols	-	19,927,222 ▼	20,378,634 ▲	19,621,501 ▼	19,669,667
26	ZNU	-	15,276,242 ▼	16,490,507 ▼	18,452,552 ▲	18,059,647
27	Ballon Media	-	14,745,177 ▼	14,773,275 ▲	14,428,255 ▼	14,447,947
28	Editions Cine-Revue	-	14,215,195 ▼	15,484,213 ▼	17,385,298 ▼	18,565,610
29	Hallmark Cards Belgium	-	12,755,619 ▲	12,556,886 ▲	12,281,083 ▼	12,593,640
30	Belgomedial	-	10,668,803 ▼	10,806,226 ▼	11,133,490 ▲	10,718,415
31	Keesing Belgium	-	10,458,047 ▲	9,957,777 ▲	9,771,721 ▲	8,869,664
32	Mass Transit Media	-	9,912,949 ▼	11,329,603 ▲	11,020,341 ▼	13,144,031
33	Grenz-Echo	-	9,574,312 ▼	9,977,088 ▼	11,770,459 ▼	12,935,087
34	l'Avenir Advertising	-	9,203,127 ▼	10,430,678 ▲	10,274,784 ▼	11,905,538
35	Editions Averbode/Erasmus	-	8,765,439 ▲	8,518,703 ▲	3,389,889 ▲	3,116,619
36	Universal Music Publ.	-	8,581,964 ▼	8,645,671 ▲	8,588,968 ▲	7,415,179
37	Uitgeverij Averbode	-	8,402,750 ▼	9,405,735 ▼	9,801,229 ▼	10,270,952
38	Hemma Editions	-	8,350,534 ▼	9,107,109 ▼	11,282,305 ▲	9,211,694
39	Brepols Publishers	-	8,326,906 ▲	8,049,993 ▲	7,625,017 ▲	7,459,246
40	Produpress	-	8,325,293 ▼	9,590,758 ▼	10,279,169 ▲	10,225,117
41	La Libre Match	-	7,842,331 ▼	7,926,571 ▼	7,984,027 ▼	8,073,659
42	Buromac	-	7,658,220 ▲	7,324,836 ▲	7,271,986 ▲	7,012,204
43	Cairn	-	7,274,640 ▲	7,171,949 ▲	7,080,271	-
44	De Boeck Superieur	-	7,147,226 ▼	7,251,462 ▲	5,641,519	-
45	Headline Publishing Ag.	-	6,054,055 ▼	6,533,410 ▲	5,298,591 ▲	2,657,507
46	Edition Ventures Woman	-	6,038,992 ▲	5,811,315 ▼	6,221,921 ▲	5,827,084
47	Editor Belgium	-	5,972,082 ▲	5,944,556 ▲	5,878,163 ▲	5,219,476
48	Zwijsen Uitgeverij België	-	5,204,160 ▼	5,406,311 ▲	4,819,065 ▼	4,861,354
49	Gezinsbond	-	5,147,428 ▼	5,299,702 ▲	5,122,167 ▲	4,842,720
50	Voka-Kvk West-Vlaanderen	-	5,039,563 ▼	5,410,286 ▲	5,316,948 ▲	5,286,581
	Sector median	- ▼	754,403 ▲	688,702 ▲	669,783 ▲	522,308
	Belgian median	348,000 ▼	384,064 ▼	394,637 ▼	415,978 ▲	405,457

Total assets 2017

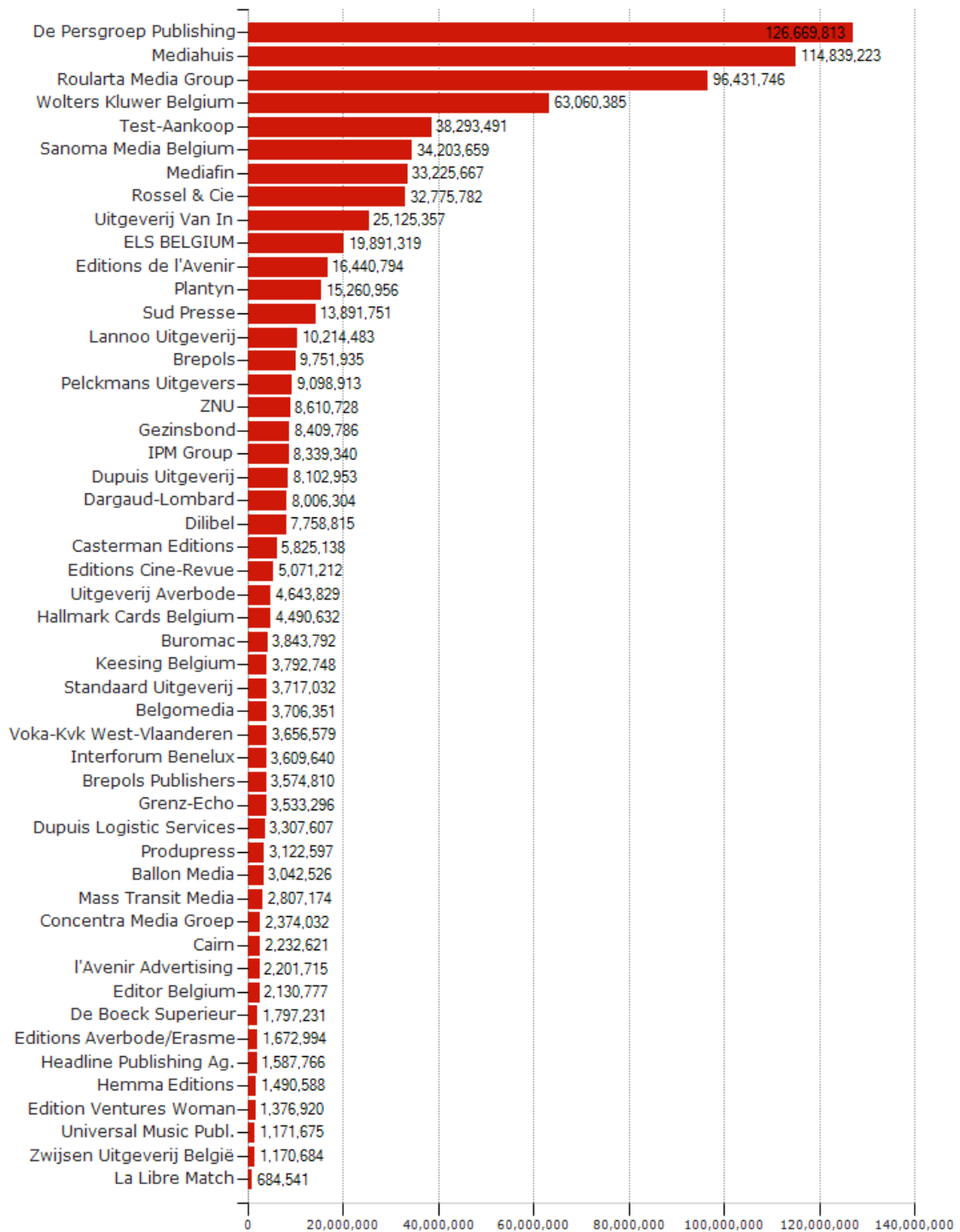


Item 20/58 of the balance sheet. Amounts in euro.

Total assets

	Company	2018	2017 ▼	2016	2015	2014
1	Mediahuis	-	760,609,885	-	255,574,064 ▲	229,260,900
2	De Persgroep Publishing	-	462,884,761 ▲	446,650,857 ▼	542,578,526 ▼	564,878,871
3	Roularta Media Group	-	302,030,825 ▼	336,692,211 ▼	349,733,533 ▼	363,594,366
4	Rosael & Cie	-	250,428,876 ▲	245,919,424 ▼	266,827,946 ▲	234,821,565
5	Wolters Kluwer Belgium	-	203,959,658 ▲	202,408,766 ▲	199,894,164 ▲	199,680,218
6	ZNU	-	103,620,468 ▲	103,071,760 ▲	98,659,611 ▲	97,977,898
7	Concentra Media Groep	-	95,221,591	-	75,048,371 ▼	75,844,656
8	Sanoma Media Belgium	-	76,447,918 ▲	73,575,411 ▼	79,964,180 ▼	87,375,941
9	IPM Group	-	69,451,144 ▲	56,928,652 ▼	57,668,531 ▼	61,705,883
10	Dargaud-Lombard	-	58,516,343 ▼	62,012,664 ▲	61,023,992 ▼	64,844,430
11	ELS BELGIUM	-	57,349,076 ▲	41,718,776 ▼	43,120,027 ▼	47,876,080
12	Uitgeverij Van In	-	52,359,186 ▲	42,277,692 ▲	26,363,713 ▼	43,023,178
13	Test-Aankoop	-	51,139,982 ▲	48,829,125 ▼	55,730,319 ▼	57,875,172
14	Dupuis Uitgeverij	-	46,879,929 ▲	42,754,871 ▼	45,601,999 ▼	45,935,451
15	Keesing Belgium	-	40,714,389 ▲	30,625,350 ▲	29,867,062 ▲	29,731,357
16	Mediafin	-	38,410,680 ▲	36,612,434 ▼	38,231,721 ▲	35,630,061
17	Lannoo Uitgeverij	-	29,538,032 ▼	31,615,555 ▲	28,907,272 ▼	28,991,897
18	Gezinsbond	-	26,255,446 ▼	26,430,591 ▼	26,702,023 ▲	26,624,992
19	Casterman Editions	-	25,536,897 ▲	25,110,670 ▼	26,593,194 ▼	28,416,909
20	Plantyn	-	21,737,934 ▲	17,517,699 ▲	16,548,011 ▼	28,516,255
21	Sud Presse	-	21,690,341 ▼	21,783,412 ▼	25,121,686 ▲	20,949,442
22	Editions de l'Avenir	-	20,434,486 ▼	23,798,307 ▲	22,682,077 ▼	22,814,682
23	Dilibel	-	19,947,757 ▲	18,215,375 ▼	19,117,390 ▼	21,218,417
24	Editions Cine-Revue	-	18,879,505 ▼	20,294,630 ▲	18,993,611 ▲	17,080,462
25	Brepols	-	18,044,487 ▼	20,226,273 ▲	19,495,765 ▲	18,989,963
26	Hallmark Cards Belgium	-	15,698,745 ▼	17,673,536 ▲	13,703,341 ▲	10,612,120
27	Standaard Uitgeverij	-	15,298,319 ▼	18,906,171 ▼	21,557,305 ▼	30,550,846
28	Ballon Media	-	14,294,845 ▲	13,626,679 ▼	14,055,652 ▲	13,793,668
29	Dupuis Logistic Services	-	14,177,233 ▼	14,569,027 ▲	13,459,481 ▼	14,125,135
30	Pelckmans Uitgevers	-	13,668,067 ▼	16,355,796 ▲	15,560,046 ▼	16,471,447
31	Interforum Benelux	-	12,125,748 ▼	12,490,123 ▲	12,074,345 ▼	14,125,065
32	Belgomedia	-	11,766,621 ▲	11,129,845 ▲	10,062,183 ▲	9,539,357
33	Produpress	-	11,758,894 ▲	11,667,236 ▼	12,262,114 ▲	11,947,108
34	Voka-Kvk West-Vlaanderen	-	9,796,127 ▲	9,463,926 ▲	9,335,506 ▼	9,398,163
35	Uitgeverij Averbode	-	8,533,492 ▼	9,809,567 ▼	10,958,021 ▼	12,464,758
36	Cairn	-	8,372,083 ▲	7,378,457 ▼	7,651,490 ▼	8,392,634
37	Hemma Editions	-	7,509,637 ▼	8,182,582 ▼	10,027,862 ▲	9,314,410
38	Editor Belgium	-	7,398,805 ▼	7,853,356 ▲	7,559,958 ▲	7,056,410
39	Grenz-Echo	-	6,766,245 ▼	7,980,025 ▼	8,329,227 ▼	9,339,977
40	De Boeck Supérieur	-	6,750,305 ▼	8,560,861 ▼	8,763,700	-
41	Buromac	-	5,901,500 ▼	12,978,182 ▲	12,228,132 ▲	11,675,243
42	Brepols Publishers	-	5,649,638 ▲	5,491,140 ▼	5,736,494 ▼	6,306,308
43	Editions Averbode/Erasmus	-	5,363,030 ▼	5,695,918 ▲	3,183,382 ▲	2,738,702
44	Mass Transit Media	-	4,829,682 ▼	4,838,006 ▲	4,027,173 ▼	4,122,193
45	Universal Music Publ.	-	4,630,502 ▼	9,231,698 ▲	8,495,593 ▲	6,473,639
46	Zwijsen Uitgeverij België	-	4,197,994 ▲	3,710,757 ▲	3,512,810 ▲	3,361,915
47	Headline Publishing Ag.	-	3,220,474 ▲	3,104,574 ▲	2,407,104 ▲	1,184,435
48	Edition Ventures Woman	-	3,112,012 ▲	2,064,609 ▼	2,884,266 ▲	2,676,924
49	La Libre Match	-	3,086,565 ▼	3,684,499 ▲	3,406,047 ▼	3,534,812
50	l'Avenir Advertising	-	2,684,208 ▼	2,955,853 ▼	3,376,720 ▼	3,580,819
	Sector median	143,213 ▼	167,317 ▲	164,759 ▼	165,299 ▼	172,613
	Belgian median	409,808 ▲	290,840 ▼	291,614 ▲	290,951 ▼	292,367

Added value 2017



The added value is the difference between the value of the production and the value of intermediary consumption. It allows the contribution of each company to the national prosperity to be measured. For full accounts: 70/74 - 740 - 60 - 61 + 1521 + 1522. For concise accounts: 9900. Amounts in euro.

Individual company overview

Info

Registered office	Katwilgweg 2 2050 ANTWERPEN		
Branch offices	5		
Website	[icon]		
Email	[icon]		
Official company name	Mediahuis NV		
Legal form	Private company limited by shares		
Legal status	Active company		
VAT number	BE 0439.849.666		
Date of establishment	28/12/1989		
Phone	011/87.81.11		
Fax	011/87.82.04		
Sector	Publishers		
Nacebel	Uitgeverijen van kranten (58130)		
Joint committee	<u>130, 200</u>		
Active B2B	Yes	Active B2C	Yes
Staff class	More than 999		

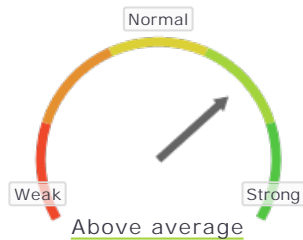
Ranking Trends Top / Financial key figures year 2017 (EUR)

Top ranking	<u>386</u>	Top ranking (added value)	<u>221</u>
Sector ranking	<u>1</u>	Sector ranking (added value)	<u>2</u>

Figures recalculated to a 12-month basis for the profit and loss account.

Score

Mediahuis:
Above average
Sector average:
Normal



Official mandates

Title	Name	Gender	Language	Email
Chairman	Dhr Thomas Leysen	Male	NL	
Vice-president	Dhr Robert Ceuppens	Male	NL	
Vice-president	Dhr Robert Ceuppens	Male	NL	
Director	Dhr Patrick Hermans	Male	NL	
Director	M. Bruno de Cartier D'Yves	Male	FR	
Director	Dhr Thomas Leysen	Male	NL	
Director	Dhr Jan Suykens	Male	NL	
Director	Dhr Jan Baert	Male	NL	
Director	Dhr Philippe Vlerick	Male	NL	
Director	Dhr August Van Puijenbroek	Male	NL	
Director	Mvr Adrienne Buurman	Female	NL	
Director	Dhr Philippe Vandeurzen	Male	NL	
Director	Dhr Peter Hinssen	Male	NL	
Director	Dhr Robert Ceuppens	Male	NL	

Operational functions

Title	Name	Gender	Language	Email
CEO	Dhr Gert Isebaert	Male	NL	
CFO	Dhr Kristiaan De Beukelaar	Male	NL	
COO	Dhr Paul Verwilt	Male	NL	
CIO	Dhr Koen Vandaele	Male	NL	
Personnel, HRM	Mvr Martine Vandezande	Female	NL	

Shareholders & Participations

Shareholders	Participations
Corelio BE - 1702 GROOT-BIJGAARDEN Ranking sector HLD: 305 Shareholders: 3 Participations: 9	100.00% Gerald Bidco NL - 1043AP Amsterdam
Concentra Media Groep BE - 3500 HASSELT Ranking sector EDI: 30 Shareholders: 1 Participations: 3	100.00% Media Groep Limburg NL - 6135KW Sittard
Concentra BE - 3500 HASSELT Ranking sector MMD: 14 Shareholders: 0 Participations: 3	100.00% Mediahuis Nederland Holding NL - 1043AP Amsterdam
	100.00% Corelio Connect Noord BE - 1702 GROOT-BIJGAARDEN Ranking sector PUB: 13 Shareholders: 1 Participations: 0
	100.00% Vlaams-Brabantse Mediamij BE - 3018 WIJGMAAL Ranking sector AVM: 34 Shareholders: 1 Participations: 0
	100.00% Digital Media Facilities BE - 3500 HASSELT Ranking sector AVM: 59 Shareholders: 1 Participations: 0
	100.00% Printing Partners Paal BE - 3500 HASSELT Ranking sector IMP: 28 Shareholders: 1 Participations: 0
	100.00% Printing Partners Brussel BE - 1702 GROOT-BIJGAARDEN Ranking sector IMP: 33 Shareholders: 1 Participations: 0
	99.99% Webapplications BE - 3012 WILSELE Sector HLD Shareholders: 2 Participations: 1
	99.94% Koopjeskrant/J'Annonce BE - 2050 ANTWERPEN Ranking sector EDI: 263 Shareholders: 2 Participations: 1
	99.92% Ackroyd Publications BE - 1702 GROOT-BIJGAARDEN Ranking sector EDI: 68 Shareholders: 2 Participations: 3
	99.00% Inmemoriam BE - 3500 HASSELT Ranking sector WEB: 417 Shareholders: 2 Participations: 1
	86.69% De Buren BE - 3500 HASSELT Ranking sector AVM: 18 Shareholders: 2 Participations: 0
	80.00% JELLOW BELGIE BE - 2050 ANTWERPEN Sector LOC Shareholders: 1

Participations: 0

- 60.00% **A.P.V.**
BE - 2160 WOMMELGEM
Ranking sector TRA: 401
Shareholders: 2
Participations: 0
- 55.36% **License2Publish**
BE - 1702 GROOT-BIJGAARDEN
Sector COP
Shareholders: 3
Participations: 0
- 54.29% **Vlaamse Nieuwsmedia**
BE - 1702 GROOT-BIJGAARDEN
Ranking sector AVM: 48
Shareholders: 3
Participations: 0
- 50.00% **Nostalgie**
BE - 1140 EVERE
Ranking sector AVM: 14
Shareholders: 1
Participations: 1
- 50.00% **Regionale TV Media**
BE - 1731 ZELLIK
Ranking sector PUB: 650
Shareholders: 2
Participations: 0
- 50.00% **SBS Media Belgium**
BE - 1800 VILVOORDE
Ranking sector COM: 2,112
Shareholders: 2
Participations: 0
- 50.00% **Mass Transit Media**
BE - 2050 ANTWERPEN
Ranking sector EDI: 33
Shareholders: 2
Participations: 0
- 50.00% **De Vijver**
BE - 1800 VILVOORDE
Ranking sector AVI: 1,674
Shareholders: 2
Participations: 2
- 50.00% **Exuvis**
BE - 3500 HASSELT
Ranking sector WEB: 93
Shareholders: 3
Participations: 0
- 50.00% **Vlaanderen Eén**
BE - 2050 ANTWERPEN
Ranking sector AVM: 21
Shareholders: 2
Participations: 0
- 30.00% **De Vijver Media**
BE - 1800 VILVOORDE
Sector HLD
Shareholders: 3
Participations: 5
- 29.16% **Audiopresse**
BE - 1070 BRUXELLES
Ranking sector HLD: 382
Shareholders: 4
Participations: 2
- 21.57% **Jellow BV**
NL - 1411 SG Naarden
- 19.53% **Belga News Agency**
BE - 1000 BRUSSEL
Ranking sector AVM: 10
Shareholders: 3
Participations: 0

16.50% **Wayne Parker Kent**
NL - 1043AP Amsterdam

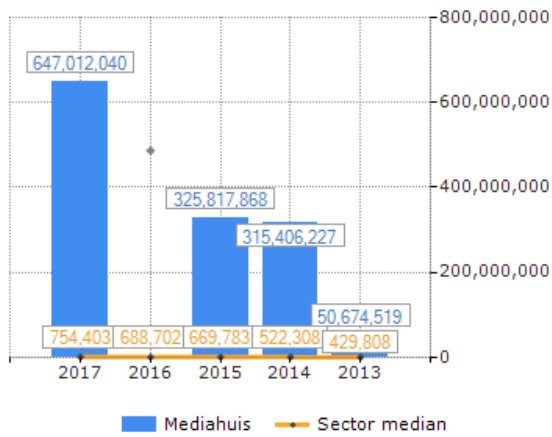
2.31% **Joyn International**
BE - 3500 HASSELT
Ranking sector SOF: 918
Shareholders: 2
Participations: 1

1.22% **Telegraaf Media Groep**
NL - 1043AP Amsterdam

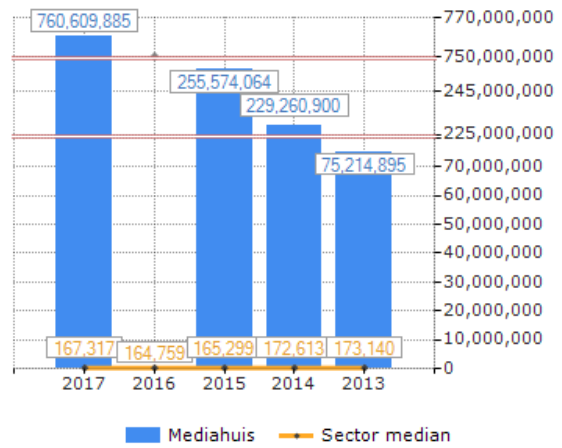
% N/A **ZIMMO**
BE - 3012 WILSELE
Ranking sector WEB: 18
Shareholders: 2
Participations: 0

% N/A **Mediashake**
BE - 2050 ANTWERPEN
Ranking sector PUB: 551
Shareholders: 2
Participations: 0

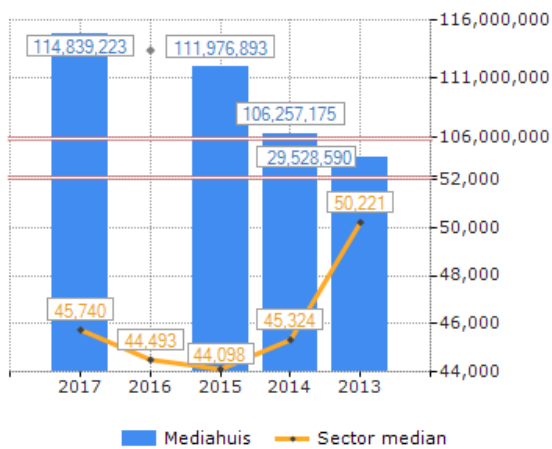
Turnover – Balance sheet



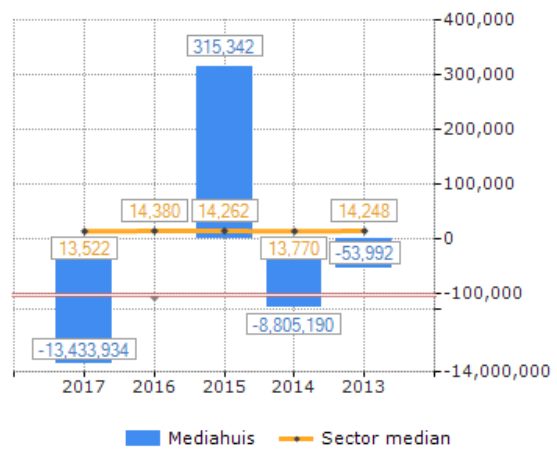
Total assets



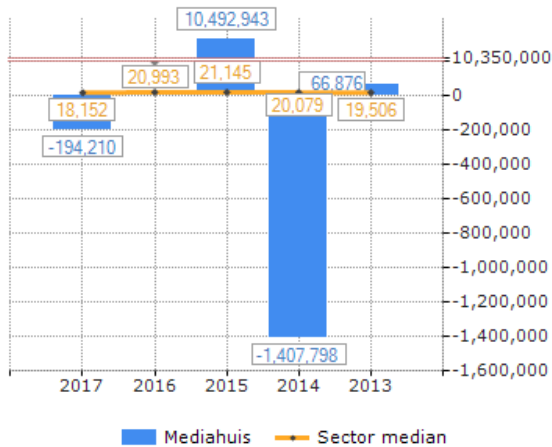
Added value



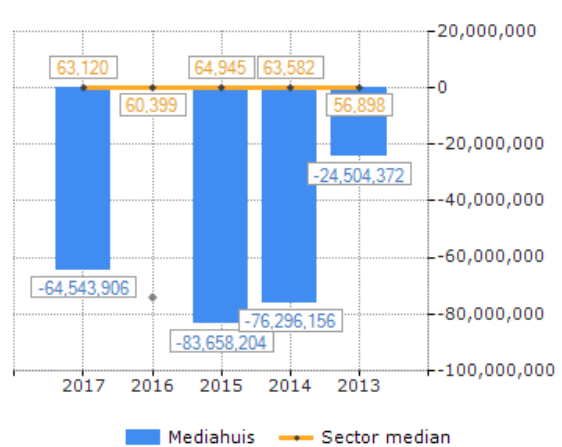
Profit (+), loss (-) for the financial year



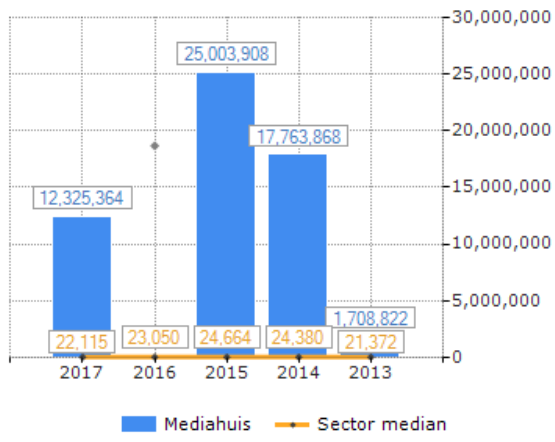
Operating profit (+), loss (-)



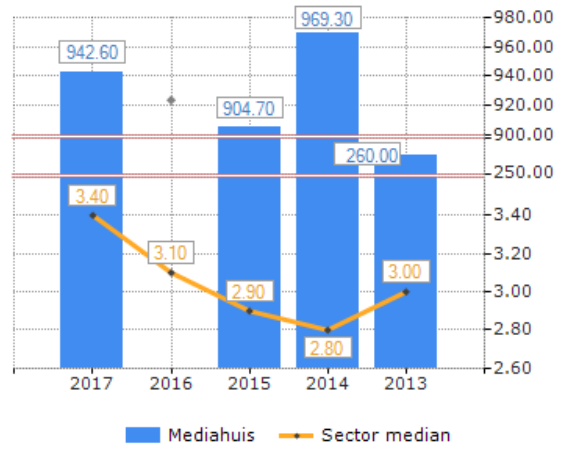
Net current assets



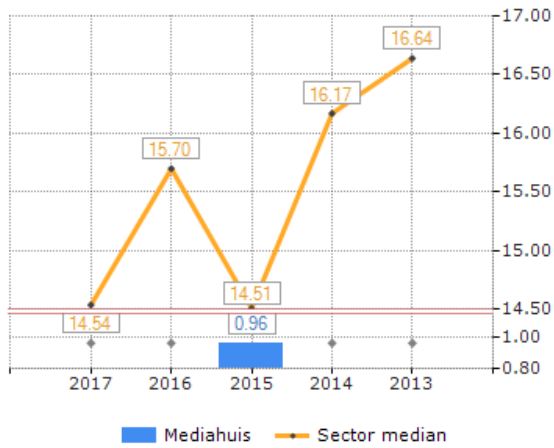
Cash flow



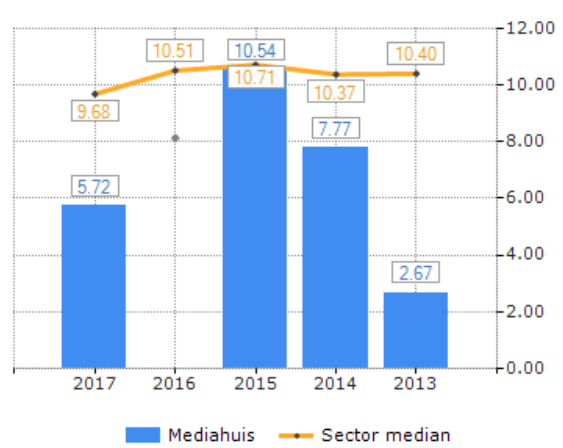
Work force



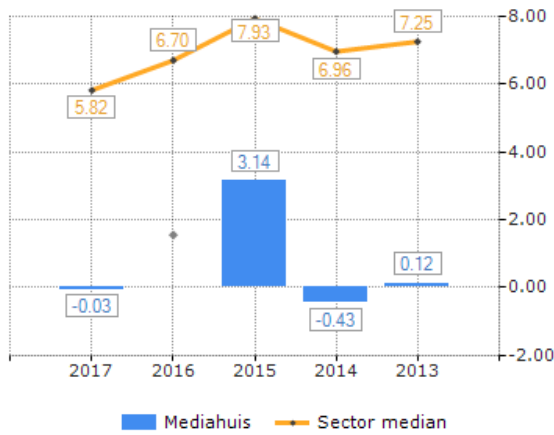
Return on equity



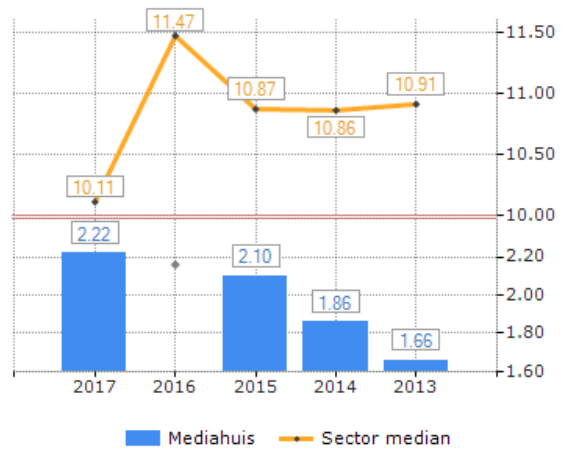
Gross operating margin



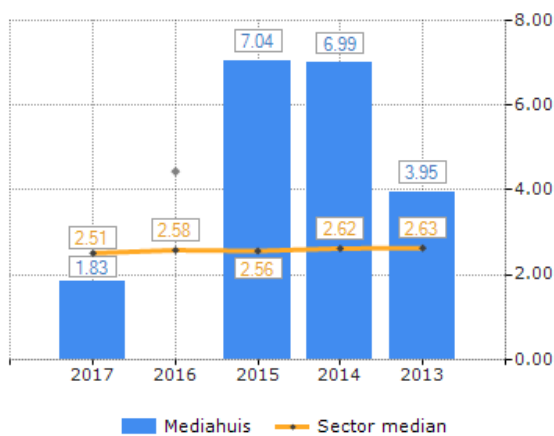
Net operating margin



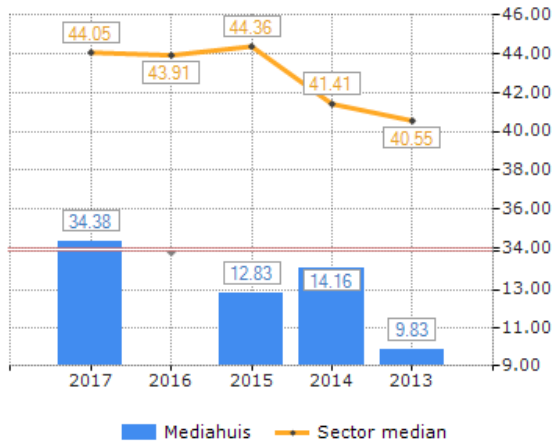
Rotation of the fixed assets



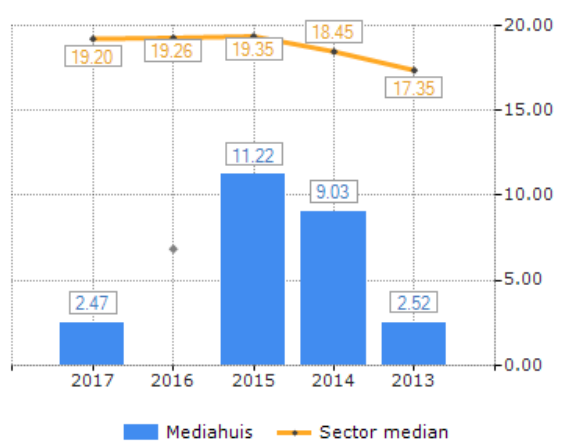
Rotation of the floating assets



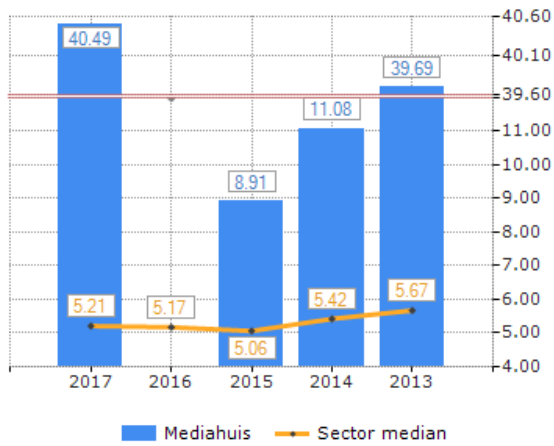
Own assets / Total liabilities



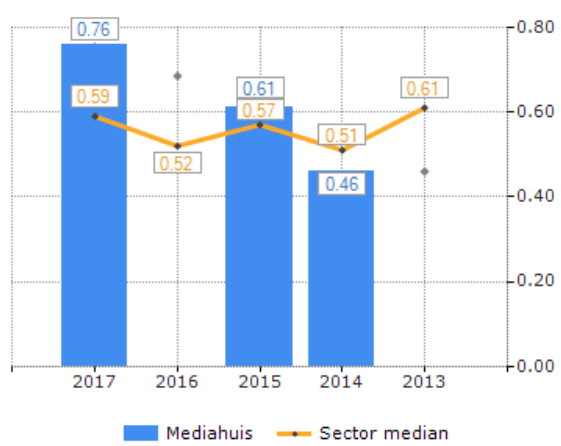
Cash flow to total debt ratio



Debt repayment term



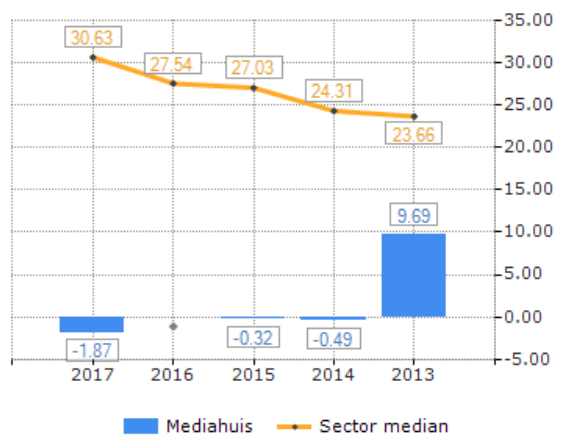
Long term debts / Short term debts



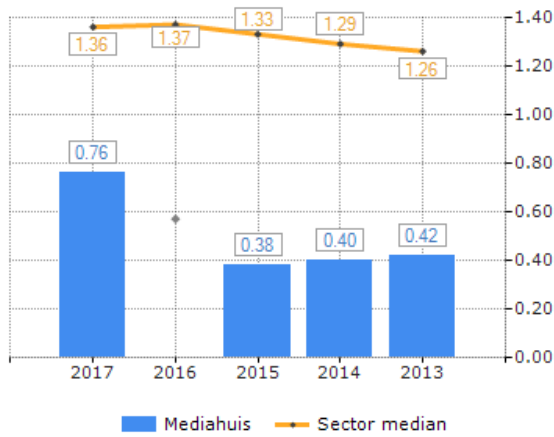
Outstanding tax and social security debt / total liabilities

Key figure not available for this company.

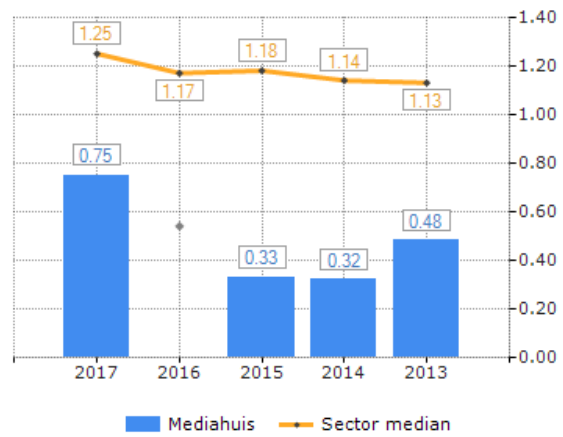
Self-financing degree



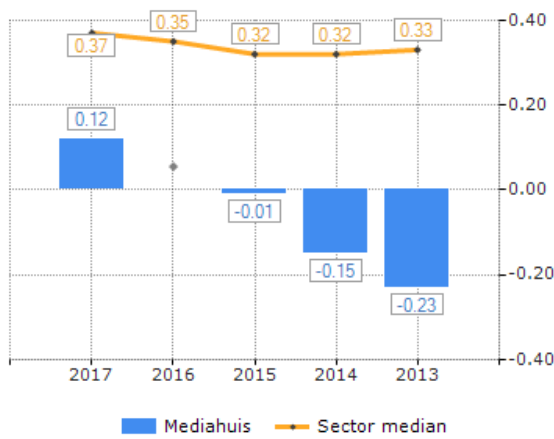
Current ratio



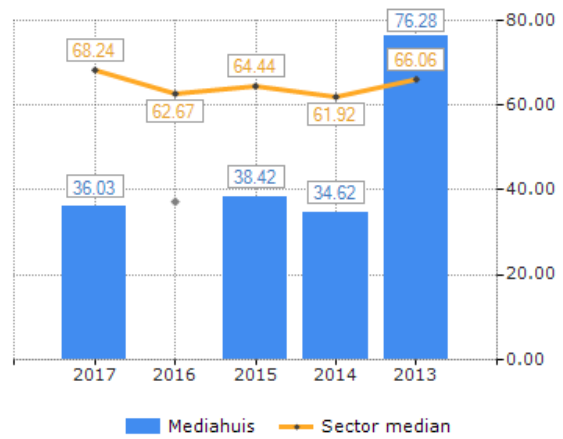
Quick ratio



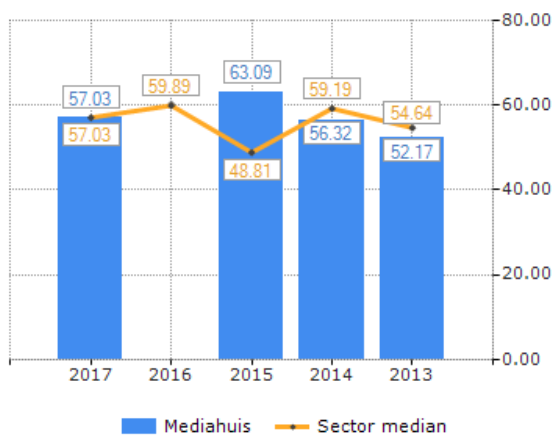
Net cash ratio



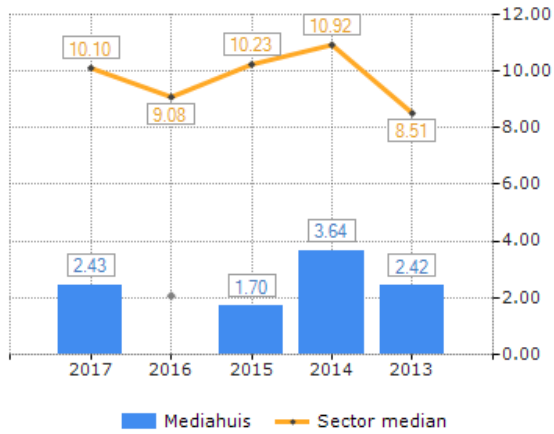
Number of days of customer credit (DSO)



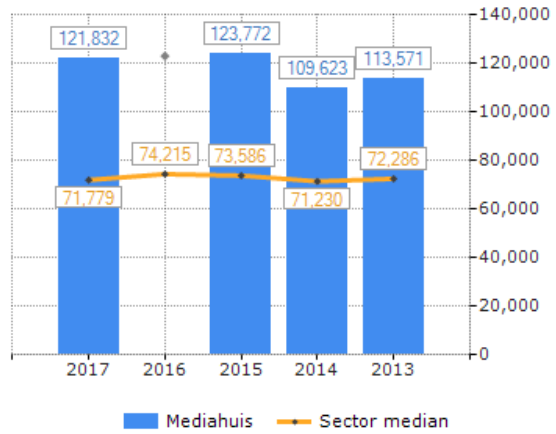
Number of days of supplier credit (DPO)



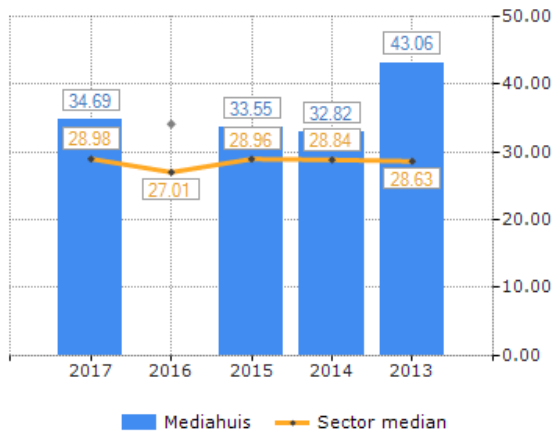
Investment ratio



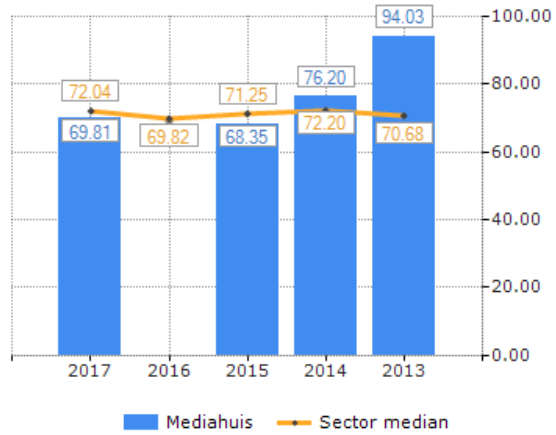
Added value per employee



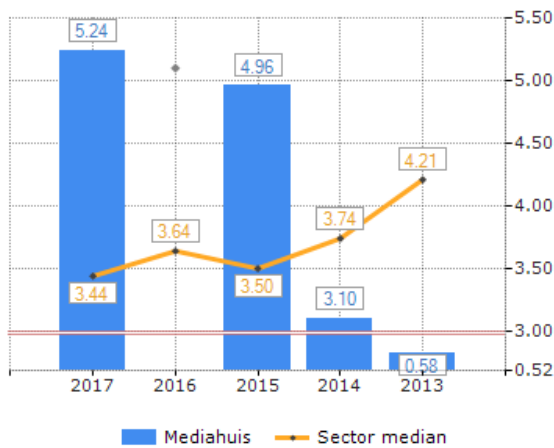
Added value / operating income



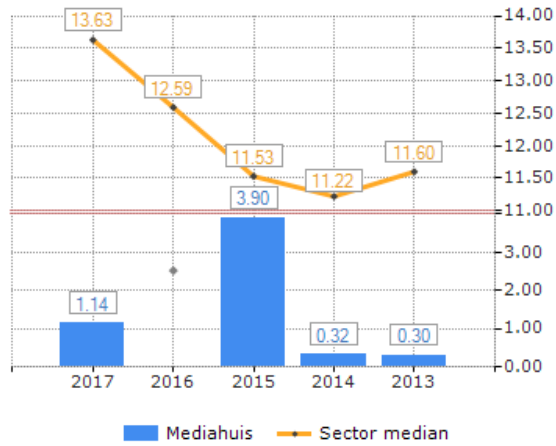
Payroll costs as a percentage of added value



Financial charges expressed as a percentage of the added value



Fiscal charges and taxes/added value



Added result / added value

